

**STATEMENT OF STANDALONE UNAUDITED FINANCIAL RESULTS
FOR THE QUARTER ENDED ON SEPTEMBER 30, 2017
PUBLISHED IN NEWSPAPER ON DECEMBER 5, 2017**

JANSATTA (HINDI)



STATEMENT OF STANDALONE FINANCIAL RESULTS FOR THE QUARTER ENDED 30.09.2017

(₹ in Lacs)

Sl. No.	PARTICULARS	QUARTER ENDED			SIX MONTH ENDED	
		30.09.17 (Unaudited)	30.06.17 (Unaudited)	30.09.16 (Unaudited)	30.09.17 (Unaudited)	30.09.16 (Unaudited)
1	Total income from operations	32652.97	32552.78	32494.20	65205.75	59653.80
2	Net Profit / (Loss) for the period (before Tax, Exceptional and/or Extraordinary items)	2176.59	1585.88	2048.24	3762.47	3705.98
3	Net Profit / (Loss) for the period before tax (after Exceptional and/or Extraordinary items)	2176.59	1585.88	2048.24	3762.47	3705.98
4	Net Profit / (Loss) for the period after tax (after Exceptional and/or Extraordinary items)	1432.52	1034.28	1410.89	2466.80	2559.30
5	Total Comprehensive Income for the period [Comprising Profit / (Loss) for the period (after tax) and Other Comprehensive Income (after tax)]	1410.63	1031.90	1414.95	2442.53	2563.48
6	Equity Share Capital	1315.98	1315.98	1315.98	1315.98	1315.98
7	Reserves (excluding Revaluation Reserve) as shown in the Audited Balance Sheet of the previous year	-	-	-	-	-
8	Earnings Per Share (of ₹ 10/- each) (for continuing and discontinued operations)					
	1. Basic:	10.72	7.84	11.68	18.56	21.26
	2. Diluted:	10.72	7.84	11.68	18.56	21.26

Notes:

- a) The financial results for the quarter and six months ended September 30, 2017 are in compliance with the Indian Accounting Standard (Ind AS) prescribed under section 133 of the Companies Act 2013, consequently figures of quarter and six months ended 30.09.16 has been restated as per IndAS to make them comparable.
- b) The above is an extract of the detailed format of Unaudited Financial Results of the Quarter and six months ended September 30, 2017 filed with the Stock Exchanges under Regulation 33 of the SEBI (Listing Obligations and Disclosure Requirements) Regulations, 2015. The full format of Unaudited Financial Results of the Quarter and six months ended September 30, 2017 are available on the website of the Company (www.fiemindustries.com) and website of the Stock Exchanges viz. BSE Limited (www.bseindia.com) and National Stock Exchange of India Limited (www.nseindia.com).

By Order of the Board
For Fiem Industries Limited


Sd/-

J.K. Jain

Chairman & Managing Director

DIN:- 00013356

Place : Rai, Sonapat (HR.)
Date : December 04, 2017



Fiem
Light Up The World

FIEM INDUSTRIES LTD.




REGISTERED OFFICE: D-34, DSIDC Packaging Complex, Kirti Nagar, New Delhi-110015 (INDIA)

Tel.: +91 11 2592 7919 / 7820 Fax: +91 11 2592 7740 E-mail: investor@fiemindustries.com

Website: www.fiemindustries.com CIN : L36999DL1989PLC034928

**STATEMENT OF STANDALONE UNAUDITED FINANCIAL RESULTS
FOR THE QUARTER ENDED ON SEPTEMBER 30, 2017
PUBLISHED IN NEWSPAPER ON DECEMBER 5, 2017**

THE FINANCIAL EXPRESS(ENGLISH)

 Fiem Light Up The World						
						
						
STATEMENT OF STANDALONE FINANCIAL RESULTS FOR THE QUARTER ENDED 30.09.2017						
(₹ in Lacs)						
Sl. No.	PARTICULARS	QUARTER ENDED			SIX MONTH ENDED	
		30.09.17 (Unaudited)	30.06.17 (Unaudited)	30.09.16 (Unaudited)	30.09.17 (Unaudited)	30.09.16 (Unaudited)
1	Total income from operations	32652.97	32552.78	32494.20	65205.75	59653.80
2	Net Profit / (Loss) for the period (before Tax, Exceptional and/or Extraordinary items)	2176.59	1585.88	2048.24	3762.47	3705.98
3	Net Profit / (Loss) for the period before tax (after Exceptional and/or Extraordinary items)	2176.59	1585.88	2048.24	3762.47	3705.98
4	Net Profit / (Loss) for the period after tax (after Exceptional and/or Extraordinary items)	1432.52	1034.28	1410.89	2466.80	2559.30
5	Total Comprehensive Income for the period [Comprising Profit / (Loss) for the period (after tax) and Other Comprehensive Income (after tax)]	1410.63	1031.90	1414.95	2442.53	2563.48
6	Equity Share Capital	1315.98	1315.98	1315.98	1315.98	1315.98
7	Reserves (excluding Revaluation Reserve) as shown in the Audited Balance Sheet of the previous year	--	--	--	--	--
8	Earnings Per Share (of ₹ 10/- each) (for continuing and discontinued operations)					
	1. Basic:	10.72	7.84	11.68	18.56	21.26
	2. Diluted:	10.72	7.84	11.68	18.56	21.26

Notes:

a) The financial results for the quarter and six months ended September 30, 2017 are in compliance with the Indian Accounting Standard (Ind AS) prescribed under section 133 of the Companies Act 2013, consequently figures of quarter and six months ended 30.09.16 has been restated as per Ind AS to make them comparable.

b) The above is an extract of the detailed format of Unaudited Financial Results of the Quarter and six months ended September 30, 2017 filed with the Stock Exchanges under Regulation 33 of the SEBI (Listing Obligations and Disclosure Requirements) Regulations, 2015. The full format of Unaudited Financial Results of the Quarter and six months ended September 30, 2017 are available on the website of the Company (www.fiemindustries.com) and website of the Stock Exchanges viz. BSE Limited (www.bseindia.com) and National Stock Exchange of India Limited (www.nseindia.com).

By Order of the Board
For Fiem Industries Limited
Sd/-
J.K. Jain
Chairman & Managing Director
DIN:- 00013356

Place : Rai, Sonapat (HR.)
Date : December 04, 2017