



STATEMENT OF STANDALONE UNAUDITED FINANCIAL RESULTS

For the quarter ended on September 30, 2018
Published in newspaper on November 15, 2018

JANSATTA (HINDI)

**Fiem** Light Up The World




STATEMENT OF STANDALONE FINANCIAL RESULTS FOR THE QUARTER AND SIX MONTHS ENDED 30.09.2018
(₹ in Lakhs)


Sl. No.	PARTICULARS	QUARTER ENDED			SIX MONTH ENDED		YEAR ENDED
		30.09.18 (Unaudited)	30.06.18 (Unaudited)	30.09.17 (Unaudited)	30.09.18 (Unaudited)	30.09.17 (Unaudited)	31.03.18 (Audited)
1	Total income from operations	39449.13	36036.28	32652.97	75485.41	65205.75	127313.33
2	Net Profit / (Loss) for the period (before Tax, Exceptional and/or Extraordinary items)	2215.55	1916.61	2176.59	4132.16	3762.47	7816.39
3	Net Profit / (Loss) for the period before tax (after Exceptional and/or Extraordinary items)	2215.55	1916.61	2176.59	4132.16	3762.47	8156.97
4	Net Profit / (Loss) for the period after tax (after Exceptional and/or Extraordinary items)	1475.37	1262.64	1432.52	2738.01	2466.80	5255.01
5	Total Comprehensive Income for the period [Comprising Profit / (Loss) for the period (after tax) and Other Comprehensive Income (after tax)]	1463.56	1238.67	1410.63	2702.23	2442.53	5183.63
6	Equity Share Capital	1315.98	1315.98	1315.98	1315.98	1315.98	1315.98
7	Reserves (excluding Revaluation Reserve) as shown in the Audited Balance Sheet of the previous year	-	-	-	-	-	43583.05
8	Earnings Per Share (of ₹ 10/- each) (for continuing and discontinued operations)						
	1. Basic:	11.12	9.41	10.72	20.53	18.56	39.39
	2. Diluted:	11.12	9.41	10.72	20.53	18.56	39.39

Note:
The above is an extract of the detailed format of Unaudited Financial Results of the quarter and six months ended September 30, 2018 filed with the Stock Exchanges under Regulation 33 of the SEBI (Listing Obligations and Disclosure Requirements) Regulations, 2015. The full format of Unaudited Financial Results of the quarter and six months ended September 30, 2018 are available on the website of the Company (www.fiemindustries.com) and website of the Stock Exchanges viz. BSE Limited (www.bseindia.com) and National Stock Exchange of India Limited (www.nseindia.com).

By Order of the Board
For Fiem Industries Limited
Sd/-
J.K. Jain
Chairman & Managing Director
DIN:- 00013356

Place : Rai, Sonapat (HR.)
Date : November 14, 2018



**Fiem** Light Up The World

FIEM INDUSTRIES LTD.
REGISTERED OFFICE: D-34, DSIDC Packaging Complex, Kirti Nagar, New Delhi-110015 (INDIA)
Tel.: +91 11 2592 7919 / 7820 Fax: +91 11 2592 7740 E-mail : investor@fiemindustries.com
Website: www.fiemindustries.com CIN : L36999DL1989PLC034928

STATEMENT OF STANDALONE UNAUDITED FINANCIAL RESULTS

For the quarter ended on September 30, 2018
Published in newspaper on November 15, 2018


THE FINANCIAL EXPRESS(ENGLISH)


STATEMENT OF STANDALONE FINANCIAL RESULTS FOR THE QUARTER AND SIX MONTHS ENDED 30.09.2018							
(₹ in Lakhs)							
Sl. No.	PARTICULARS	QUARTER ENDED			SIX MONTH ENDED		YEAR ENDED
		30.09.18 (Unaudited)	30.06.18 (Unaudited)	30.09.17 (Unaudited)	30.09.18 (Unaudited)	30.09.17 (Unaudited)	31.03.18 (Audited)
1	Total income from operations	39449.13	36036.28	32652.97	75485.41	65205.75	127313.33
2	Net Profit / (Loss) for the period (before Tax, Exceptional and/or Extraordinary items)	2215.55	1916.61	2176.59	4132.16	3762.47	7816.39
3	Net Profit / (Loss) for the period before tax (after Exceptional and/or Extraordinary items)	2215.55	1916.61	2176.59	4132.16	3762.47	8156.97
4	Net Profit / (Loss) for the period after tax (after Exceptional and/or Extraordinary items)	1475.37	1262.64	1432.52	2738.01	2466.80	5255.01
5	Total Comprehensive Income for the period [Comprising Profit / (Loss) for the period (after tax) and Other Comprehensive Income (after tax)]	1463.56	1238.67	1410.63	2702.23	2442.53	5183.63
6	Equity Share Capital	1315.98	1315.98	1315.98	1315.98	1315.98	1315.98
7	Reserves (excluding Revaluation Reserve) as shown in the Audited Balance Sheet of the previous year	-	-	-	-	-	43583.05
8	Earnings Per Share (of ₹ 10/- each) (for continuing and discontinued operations)						
	1. Basic:	11.12	9.41	10.72	20.53	18.56	39.39
	2. Diluted:	11.12	9.41	10.72	20.53	18.56	39.39


Note:
The above is an extract of the detailed format of Unaudited Financial Results of the quarter and six months ended September 30, 2018 filed with the Stock Exchanges under Regulation 33 of the SEBI (Listing Obligations and Disclosure Requirements) Regulations, 2015. The full format of Unaudited Financial Results of the quarter and six months ended September 30, 2018 are available on the website of the Company (www.fiemindustries.com) and website of the Stock Exchanges viz. BSE Limited (www.bseindia.com) and National Stock Exchange of India Limited (www.nseindia.com).


By Order of the Board
For Fiem Industries Limited
Sd/-
J.K. Jain
Chairman & Managing Director
DIN:- 00013356


Place : Rai, Sonapat (HR.)
Date : November 14, 2018



LED LUMINARIES



Ceiling Lights



Down Lights


Spot Lights


LED Bulbs


Street Lights


LED Tube Lights


Fiem
Light Up The World

FIEM INDUSTRIES LTD.

REGISTERED OFFICE: D-34, DSIDC Packaging Complex, Kirti Nagar, New Delhi-110015 (INDIA)
Tel.: +91 11 2592 7919 / 7820 Fax: +91 11 2592 7740 E-mail : investor@fiemindustries.com
Website: www.fiemindustries.com CIN : L36999DL1989PLC034928