


STATEMENT OF STANDALONE UNAUDITED FINANCIAL RESULTS

For the quarter ended on December 31, 2018

Published in newspaper on February 10, 2019








JANSATTA (HINDI)


 Fiem Light Up The World							
STATEMENT OF STANDALONE FINANCIAL RESULTS FOR THE QUARTER AND NINE MONTHS ENDED 31.12.2018							
(₹ in Lakhs)							
Sl. No.	PARTICULARS	QUARTER ENDED			NINE MONTHS ENDED		YEAR ENDED
		31.12.18 (Unaudited)	30.09.18 (Unaudited)	31.12.17 (Unaudited)	31.12.18 (Unaudited)	31.12.17 (Unaudited)	31.03.18 (Audited)
1	Total income from operations	33304.84	39449.13	28591.93	108790.25	93797.68	127313.33
2	Net Profit / (Loss) for the period (before Tax, Exceptional and/or Extraordinary items)	1893.34	2215.55	1942.67	6025.50	5705.14	7816.39
3	Net Profit / (Loss) for the period before tax (after Exceptional and/or Extraordinary items)	1893.34	2215.55	1942.67	6025.50	5705.14	8156.97
4	Net Profit / (Loss) for the period after tax (after Exceptional and/or Extraordinary items)	1264.02	1475.37	1259.19	4002.03	3725.99	5255.01
5	Total Comprehensive Income for the period [Comprising Profit / (Loss) for the period (after tax) and Other Comprehensive Income (after tax)]	1217.43	1463.56	1237.71	3919.66	3680.24	5183.63
6	Equity Share Capital	1315.98	1315.98	1315.98	1315.98	1315.98	1315.98
7	Reserves (excluding Revaluation Reserve) as shown in the Audited Balance Sheet of the previous year	-	-	-	-	-	43583.05
8	Earnings Per Share (of ₹ 10/- each) (for continuing and discontinued operations)						
	1. Basic:	9.25	11.12	9.41	29.79	27.97	39.39
	2. Diluted:	9.25	11.12	9.41	29.79	27.97	39.39

Note:
The above is an extract of the detailed format of Unaudited Financial Results of the quarter and Nine months ended December 31, 2018 filed with the Stock Exchanges under Regulation 33 of the SEBI (Listing Obligations and Disclosure Requirements) Regulations, 2015. The full format of Unaudited Financial Results of the quarter and Nine months ended December 31, 2018 are available on the website of the Company (www.fiemindustries.com) and website of the Stock Exchanges viz. BSE Limited (www.bseindia.com) and National Stock Exchange of India Limited (www.nseindia.com).

By Order of the Board
For Fiem Industries Limited
Sd/-
J.K. Jain
Chairman & Managing Director
DIN:- 00013356

Place : Rai, Sonapat (HR.)
Date : February 09, 2019




FIEM INDUSTRIES LTD.

REGISTERED OFFICE: D-34, DSIDC Packaging Complex, Kirti Nagar, New Delhi-110015 (INDIA)
Tel.: +91 11 2592 7919 / 7820 Fax: +91 11 2592 7740 E-mail: investor@fiemindustries.com
Website: www.fiemindustries.com CIN : L36999DL1989PLC034928

STATEMENT OF STANDALONE UNAUDITED FINANCIAL RESULTS

For the quarter ended on December 31, 2018
Published in newspaper on February 10, 2019








THE FINANCIAL EXPRESSION (ENGLISH)

 Fiem Light Up The World							
STATEMENT OF STANDALONE FINANCIAL RESULTS FOR THE QUARTER AND NINE MONTHS ENDED 31.12.2018							
(₹ in Lakhs)							
Sl. No.	PARTICULARS	QUARTER ENDED			NINE MONTHS ENDED		YEAR ENDED
		31.12.18 (Unaudited)	30.09.18 (Unaudited)	31.12.17 (Unaudited)	31.12.18 (Unaudited)	31.12.17 (Unaudited)	31.03.18 (Audited)
1	Total income from operations	33304.84	39449.13	28591.93	108790.25	93797.68	127313.33
2	Net Profit / (Loss) for the period (before Tax, Exceptional and/or Extraordinary items)	1893.34	2215.55	1942.67	6025.50	5705.14	7816.39
3	Net Profit / (Loss) for the period before tax (after Exceptional and/or Extraordinary items)	1893.34	2215.55	1942.67	6025.50	5705.14	8156.97
4	Net Profit / (Loss) for the period after tax (after Exceptional and/or Extraordinary items)	1264.02	1475.37	1259.19	4002.03	3725.99	5255.01
5	Total Comprehensive Income for the period [Comprising Profit / (Loss) for the period (after tax) and Other Comprehensive Income (after tax)]	1217.43	1463.56	1237.71	3919.66	3680.24	5183.63
6	Equity Share Capital	1315.98	1315.98	1315.98	1315.98	1315.98	1315.98
7	Reserves (excluding Revaluation Reserve) as shown in the Audited Balance Sheet of the previous year	-	-	-	-	-	43583.05
8	Earnings Per Share (of ₹ 10/- each) (for continuing and discontinued operations)						
	1. Basic:	9.25	11.12	9.41	29.79	27.97	39.39
	2. Diluted:	9.25	11.12	9.41	29.79	27.97	39.39

Note:
The above is an extract of the detailed format of Unaudited Financial Results of the quarter and Nine months ended December 31, 2018 filed with the Stock Exchanges under Regulation 33 of the SEBI (Listing Obligations and Disclosure Requirements) Regulations, 2015. The full format of Unaudited Financial Results of the quarter and Nine months ended December 31, 2018 are available on the website of the Company (www.fiemindustries.com) and website of the Stock Exchanges viz. BSE Limited (www.bseindia.com) and National Stock Exchange of India Limited (www.nseindia.com).

By Order of the Board
For Fiem Industries Limited
Sd/-
J.K. Jain
Chairman & Managing Director
DIN:- 00013356

Place : Rai, Sonapat (HR.)
Date : February 09, 2019

Fiem Light Up The World

FIEM INDUSTRIES LTD.
REGISTERED OFFICE: D-34, DSIDC Packaging Complex, Kirti Nagar, New Delhi-110015 (INDIA)
Tel.: +91 11 2592 7919 / 7820 Fax: +91 11 2592 7740 E-mail: investor@fiemindustries.com
Website: www.fiemindustries.com CIN : L36999DL1989PLC034928